

SAFETY IN SVALBARD TOURISM



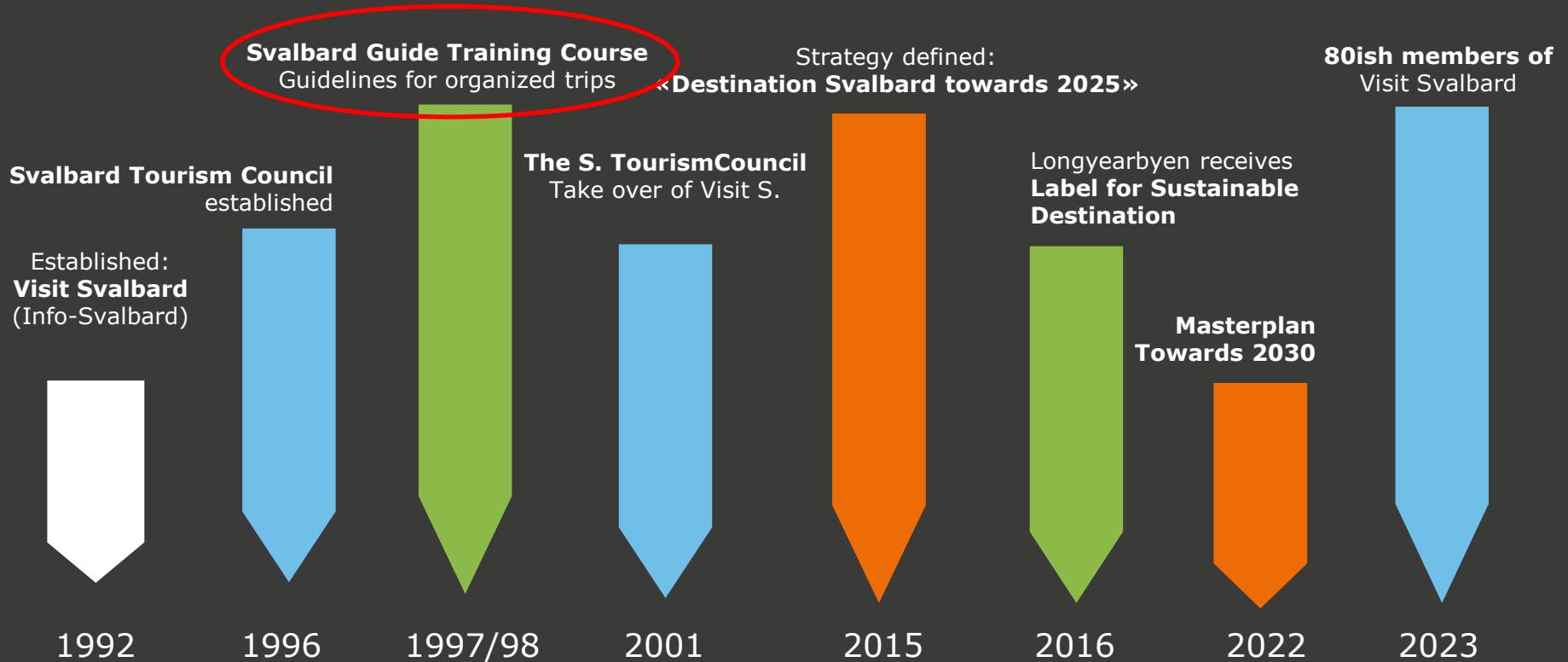
TOURISM TO SVALBARD (2019) – 2022

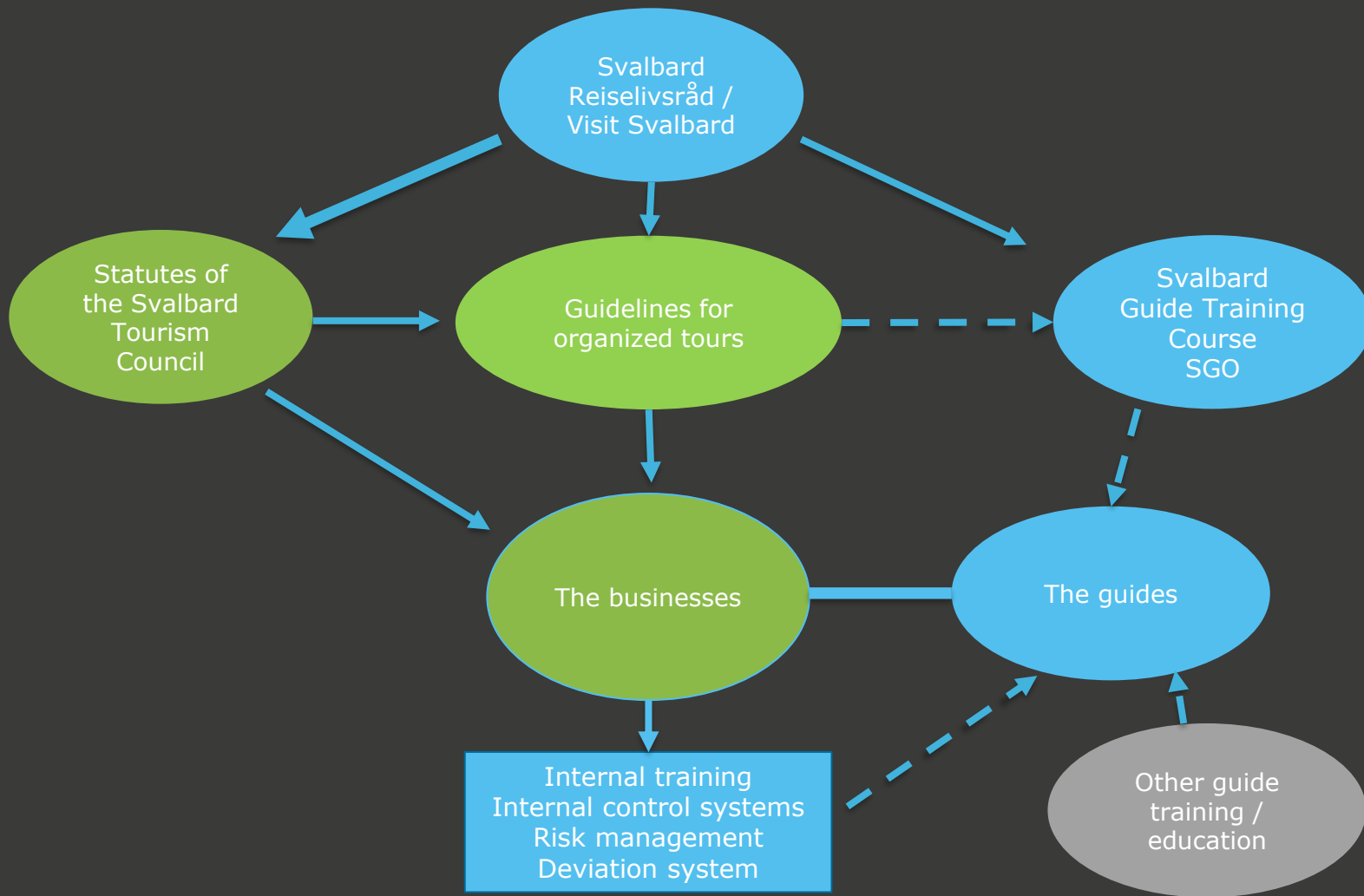
Conventional cruises: (40 000) – 20 000 pax

Explorer cruises: (22 000) – 24 / 28 000 pax

Accommodating in Longyearbyen: (77 000) – 68 000 guests

SAFETY FOCUS FOR 26 YEARS







SAFETY CHALLENGES FOR TOUR OPERATORS

- Unpredictable nature and less stable weather conditions – enforced by climate change.
- Polar bears – weapons.
- Cultural differences amongst clients.
- Physical conditions and previous experience related to the difficulty level of the trip.
- Remoteness; communications – SAR.
- Unexperienced guides – or tour operators. Possible lack of systematic safety assessment and structure.
- XXX



HOW TO HANDLE THE CHALLENGES

- Guidelines for organized trips; updated.
- Svalbard Guide Training Course
- Communication with guest; prepare – make them take good choices that reflect their abilities.
- Adapting to climate change and changing weather condition.
- Information between companies – sharing of knowlede (ASC).
- Cooperation and training within companies, or several joint with SAR, incl. LRC.
- Regulations; qualifying system for business; lisenace

SVALBARDGUIDEOPPLÆRINGEN SINCE 1998



Visit
Svalbard

Search Site



Activity Planner

EN

THINGS TO DO

WHAT'S ON

WHERE TO STAY

FOOD & DRINK

INFORMATION



SVALBARD GUIDE TRAINING COURSE

Information for future guides

You are here: Information > Svalbard Guide Training Course

Svalbard Guide Training Course

The next summer course in the SGO is scheduled for week 24 and 25, June 2022.

Application deadline: May 2022



Visit
Svalbard

GENERAL GUIDELINES FOR ORGANISED TOURISM IN SVALBARD

Revised at the autumn meeting in 2015

General introduction

The Svalbard Tourism Council (Svalbard Reiselivsråd) wishes to contribute to the tourism industry in Svalbard having good opportunities for product and quality development. Through these guidelines, we wish to lay the foundations for the implementation of the various forms of organised traffic in the Svalbard nature. In this way, the industry will safeguard its own requirements and those imposed by authorities concerning safety and quality, while ensuring the guests get the best possible benefits from their adventure tourism products. These guidelines must be seen in clear context with current laws and regulations.

These general guidelines will form the background for the specific guidelines drawn up by the Svalbard Tourism Council for the following types of traffic:

- Snowmobile safaris
- Dog sledding trips
- Skiing trips
- Hiking trips
- Kayaking trips

FERDSEL OG DYRELIV PÅ SVALBARD



SIKKERHET PÅ SVALBARD





DIN SIKKERHET PÅ SVALBARD

Vi anbefaler deg å lese dette før din reise

Du er her: Informasjon > Din sikkerhet på Svalbard

Din sikkerhet på Svalbard

Svalbards natur er slående vakker, men samtidig skiftende og full av overraskelser.

Været skifter fort og isbjørnfarene er så absolutt reell. En tur i det fri på 78 grader nord krever derfor langt mer av deg enn det gjerne gjør på fastlandet. Men tar man sine forholdsregler er det likevel liten risiko for alvorlige hendelser. Våre anbefalinger til deg som besøker oss og vil ut i villmarka kan du lese her:

Dra på en organisert tur!

På en organisert tur via en av de mange [turoperatørene i Longyearbyen](#), er du så trygg som det går an å bli. Guidene er velkvalifiserte og har den erfaringen som skal til for å vurdere værforhold, snøskredfare, isforhold, isbjørntrussel og andre risikomomenter. Videre har de alltid med utstyr for selv de mest krevende situasjoner som skal kunne oppstå, satellitt-telefon og nødpeilesender (mobildekning er tilnærmet ikke-eksisterende utenfor byen), skred-, rednings- og førstehjelpsutstyr, telt, varmekilder, mat og drikke, etc.



WELL PREPARED GUESTS

www.visitsvalbard.com

- Joint booking portal
- Level of difficulty
- Clothing
- Environmental certified companies
- Longyearbyen Community Guidelines

- Service- and guide courses
- Guidelines for organized activities




Ice Cave Tour by Snowmobiles - Poli Arctici

Longyearbyen

After driving to the base of Longyear Glacier, venture into the stunning ice cave formed by a labyrinth of meltwater channels beneath the surface of the glacier.



TripAdvisor Traveller Rating

 ● ● ● ● ● 646 reviews

[Info and booking](#) ▶



Shine of the glacier - Basecamp Explorer Spitsbergen

Longyearbyen

Drive your own dogsledge through a landscape covered in snow - this is the trip for those who want a full day trip combining dogsledge and icecave exploration.



TripAdvisor Traveller Rating

 ● ● ● ● ● 63 reviews

[Info and booking](#) ▶





USE OF COMMUNICATION SYSTEMS

- Distress beacon
- InReach
- Satellite phones (Iridium)
- VHF



You are here: Information > Safety in Svalbard

Safety in Svalbard

Svalbard's nature is astonishingly beautiful – but also very unpredictable and full of surprises.

The extreme climate, the weather and changing light, and the sheer isolation, gives our environment a special character. There are many things that are not present in Svalbard, and which you should be prepared for when travelling in the Arctic wilderness. Good preparations are key to ensure to increase the risk and the likelihood of accidents in dangerous situations. Here you will find information on how to safely explore the wilderness in Svalbard, how you can prepare for travelling in the Arctic, and when you can get additional information for your preparations.

Go organized!

Go with professional and licensed [tour operators](#) if you want to head into the vast wilderness of Svalbard. The guides are well-qualified to take care of your safety, by assessing the weather conditions, evaluating the risk, recommending safe routes to polar bears, and a range of other factors that one should keep in mind when travelling in Svalbard. They also bring the required safety equipment, such as snow and safety equipment when needed. In order to safely head you through the wilderness. For general safety guidelines outside of the town limits in Longyearbyen always bring the required equipment for polar bear protection, as well as bring your communication system when travelling outside of town with your expedition.

You can find information about organized tours and how to book these by clicking [here](#).

Some tour operators also offer the option to book private guides. To check if there are available guides for a private tour you should contact the tour operator directly.

Make sure to familiarize yourself with the laws and regulations regarding where you can go and what you can and cannot do in the wilderness to ensure the safeguarding of nature and the protection of cultural heritage. The source information and the [Governor of Svalbard](#) might guide you on this. See the Governor's webpage by clicking [here for more information](#).

Read up on [Svalbard Guidelines](#) to get a brief overview of what you should take in consideration before leaving the settlements in Svalbard.

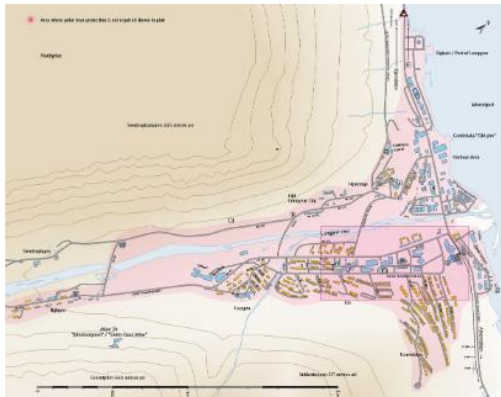
If you are a guest aboard an expedition vessel visiting Svalbard then you can find ARCTIC expedition vessel specific safety guidelines by clicking [here](#).

Longyearbyen Hospital

Longyearbyen Hospital is a small hospital. Since the PSA rules do not apply in Svalbard, the [European Medical Emergency Call does not apply here](#). Prices are expensive and must be covered by the patient themselves (not available to citizens of the Nordic countries and those covered by the Norwegian National Insurance Scheme). Anyone who is not eligible for reconstruction at the hospital. This also applies to citizens of the Nordic countries.


Don't venture outside the town limits in Longyearbyen without a guide

Keep in mind that you should not venture out from the settlements in Svalbard without being accompanied by a professional guide from one of our local [tour operators](#), who can ensure your safety. In the case of a polar bear encounter in Longyearbyen there is a zone with which you do not have to carry any equipment for polar bear protection. The zone is marked with yellow on the map below. You can get a history of this map in the source information office in Longyearbyen.



GUIDELINES, REGULATIONS, ETC.

- Website; visitsvalbard.com – but also sysselmesteren.no
- Guidelines for organized tourism traffic distributed to all new members, and also repeatedly. Also on web and presented at the SGO
- Upcoming; guidelines responsible marketing





**Visit
Svalbard**



**Bærekraftig
Reisemål**

Ronny Brunvoll
ronny@visitsvalbard.com
+47 95116165
www.visitsvalbard.com